

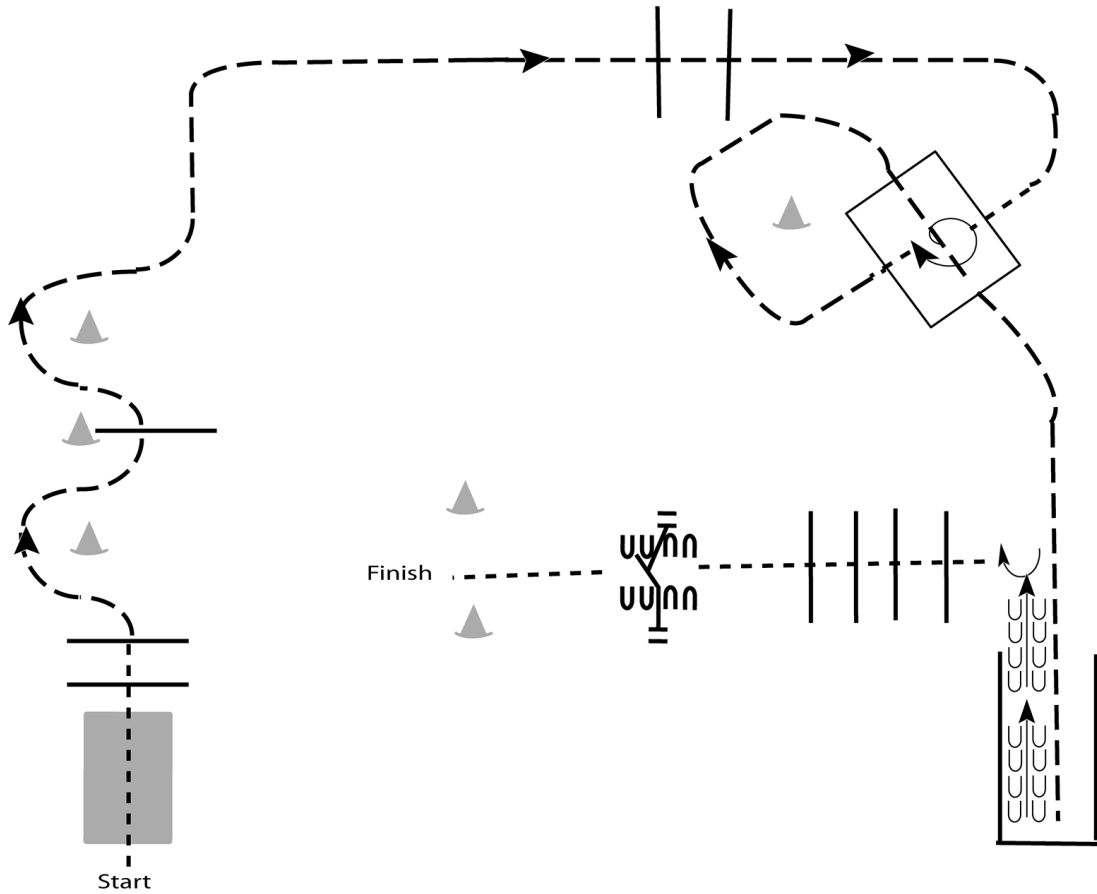
Palm Beach Posse Pleasure Show

In Hand Trail

Show Date: 04-02-2023

www.HorseShowPatterns.com

www.HorseShowPatterns.com



1. Walk over bridge and over poles.
2. Jog through serpentine and over pole.
3. Continue to jog over poles.
4. Break to a walk and walk into box. Turn a full turn to the right and walk out of box.
5. Jog through box and into chute
6. Back out of chute
7. Turn 90 degrees and walk over poles to gate
8. Work gate and walk to finish

Walk	-----
Jog	-----
Extended Jog	-----
Lope	—————
Leg Yield	
Lead Change	—/—
Back	←←←←←
Marker	Ⓚ
Sidepass	←-----→

[T/1-6]

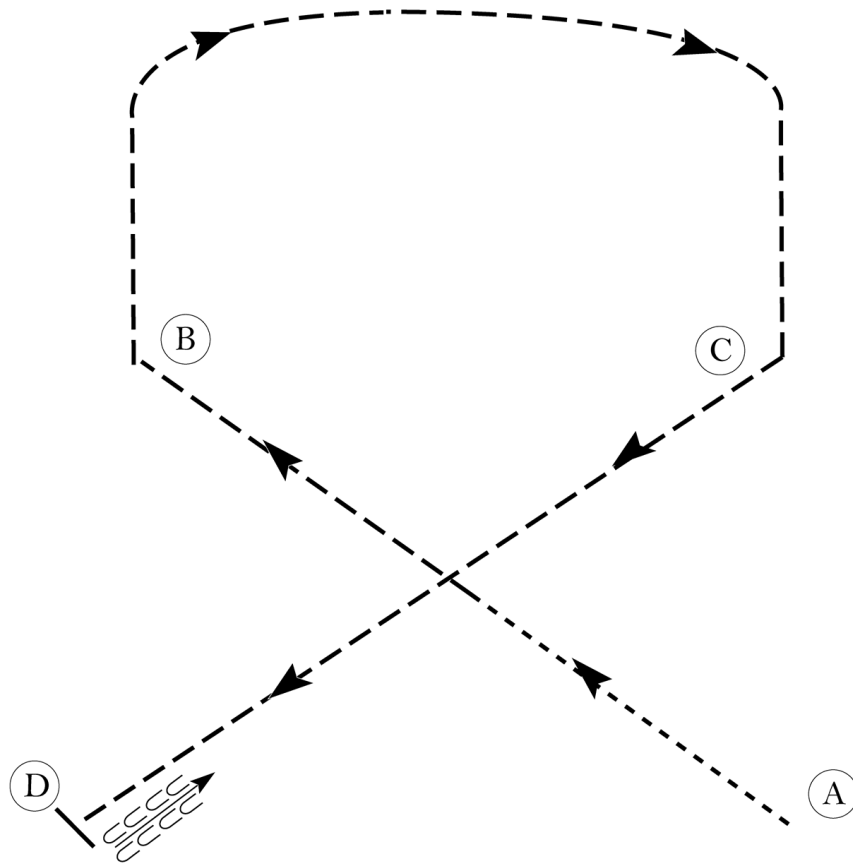
Pattern Provided by:

Elaine Page

Palm Beach Posse Pleasure Show

W/T English Equitation (All W/T classes)

Show Date: 04-02-2023



Be ready at A.

1. Walk 1/2 way to B.
2. Posting trot on the left diagonal to B.
3. Sitting trot to C.
4. Posting trot on the right diagonal 1/2 way to D.
5. Sitting trot to D.
6. Halt at D and back approximately one horse length.

Exit at a sitting trot.

Walk	-----
Trot	- - - - -
Extended Trot	— — — — —
Canter	—————
Leg Yield	
Lead Change	— / —
Back	← ← ← ← ←
Marker	Ⓟ
Sidepass	← — — — — ←
Hand Gallop	— — — — —

[HSE/WT-23]

Pattern Provided by:

Elaine Page

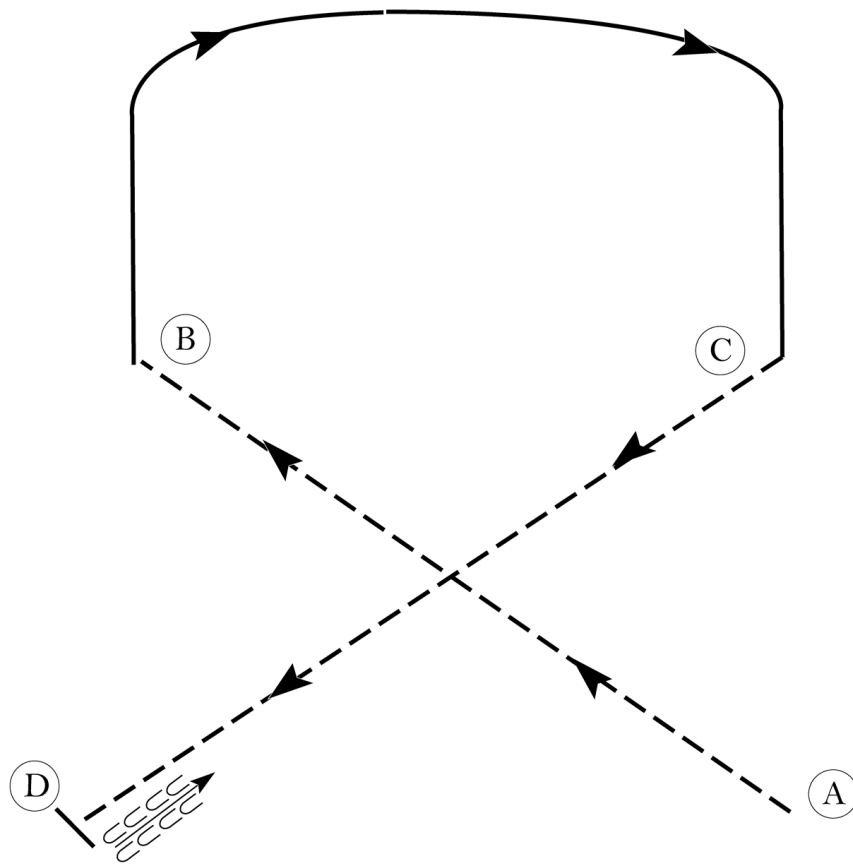
www.HorseShowPatterns.com

www.HorseShowPatterns.com

Palm Beach Posse Pleasure Show

W/T/C English Equitation (All W/T/C Classes)

Show Date: 04-02-2023



Be ready at A.

1. Posting trot on the left diagonal to B.
2. Canter right lead to C.
3. Posting trot on the right diagonal 1/2 way to D.
4. Sitting trot to D.
5. Halt at D and back approximately one horse length.

Exit at a sitting trot.

Walk	-----
Trot	- - - - -
Extended Trot	— — — — —
Canter	—————
Leg Yield	
Lead Change	— / —
Back	← ← ← ← ←
Marker	(B)
Sidepass	← ← ← ← ←
Hand Gallop	— — — — —

[HSE/1-23]

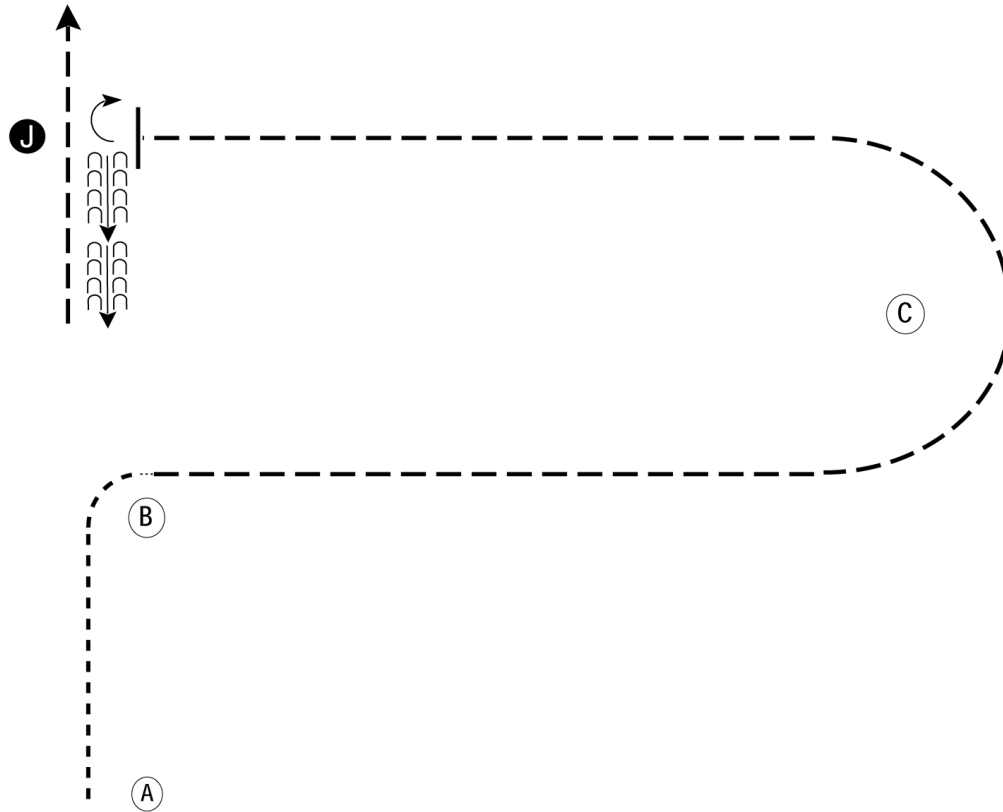
Pattern Provided by:

Elaine Page

Palm Beach Posse Pleasure Show

1st Year Showmanship (Class # 11)

Show Date: 04-02-2023



Be ready at A.

1. Walk to and around B.
2. Trot from B around C to the Judge.
3. Stop and set up for inspection.
4. When dismissed perform a 90 degree turn and back until even with C.
5. Trot to the line-up.

Follow the instructions of your ring steward.

Walk	-----
Trot	- - - - -
Back	←
Marker	ⓑ
Judge	ⓙ

[S/1-28]

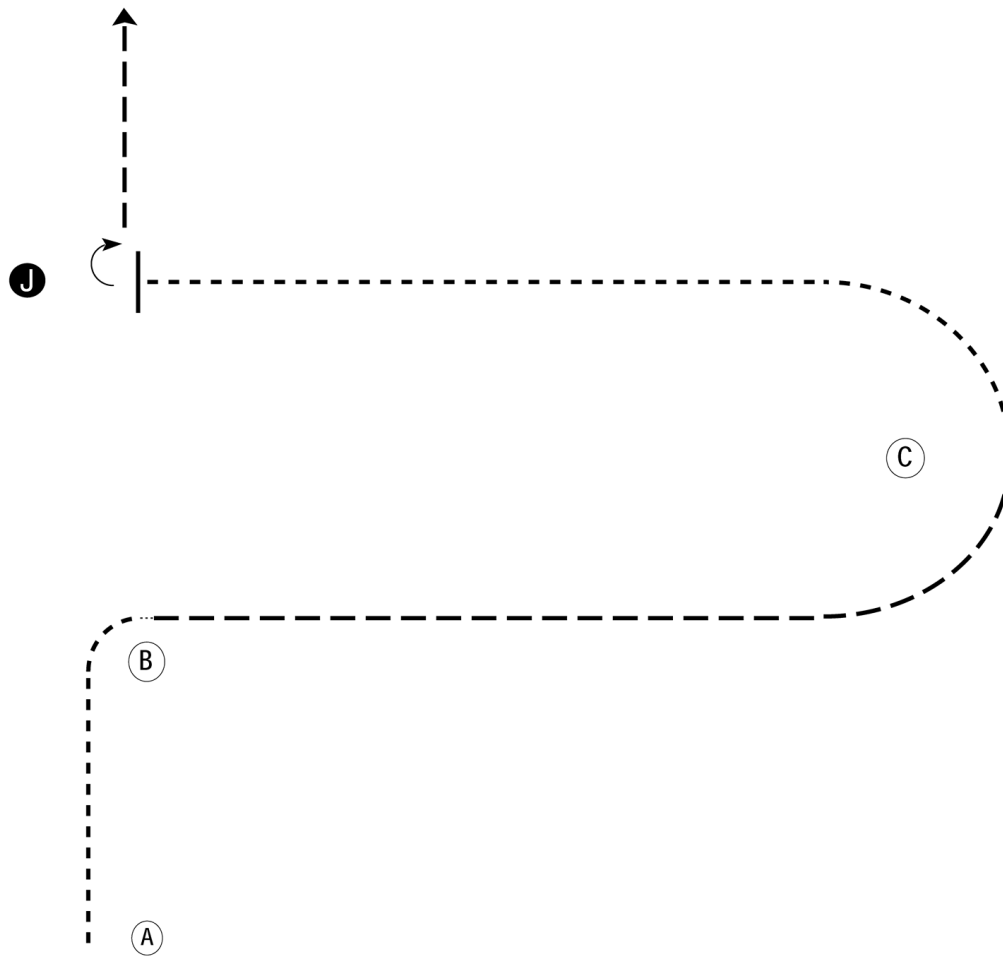
Pattern Provided by:

Elaine Page

Palm Beach Posse Pleasure Show

Miniature/Pony Showmanship (Class # 10)

Show Date: 04-02-2023



Be ready at A.

1. Walk to and around B.
2. Trot from B to C.
3. Walk from C to the judge.
4. Stop and set up for inspection.
5. When dismissed perform a 90 degree turn.
6. Trot to the line-up.

Follow the instructions of your ring steward.

Walk	-----
Trot	- - - - -
Back	←
Marker	ⓑ
Judge	ⓙ

[S/WT-28]

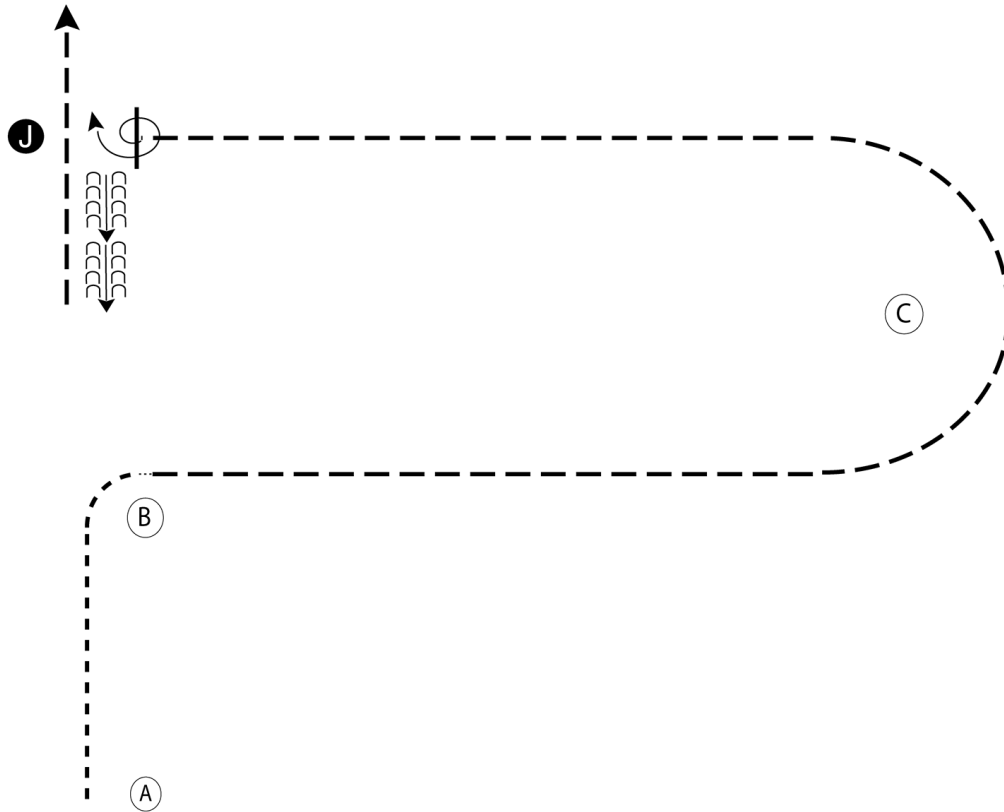
Pattern Provided by:

Elaine Page

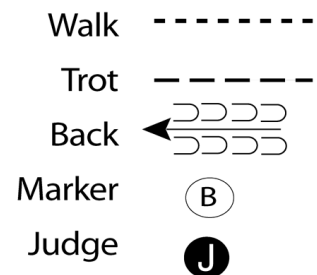
Palm Beach Posse Pleasure Show

18 & Under & Adult Showmanship (Classes # 12-13)

Show Date: 04-02-2023



1. Begin at A. Walk to and around B
2. Trot from B around C to the Judge
3. Stop and set up for inspection
4. When dismissed perform a 450 degree turn and back until even with C
5. Trot to the line-up



[S/2-28]

Pattern Provided by:

Elaine Page

w w w . H o r s e S h o w P a t t e r n s . c o m

w w w . H o r s e S h o w P a t t e r n s . c o m

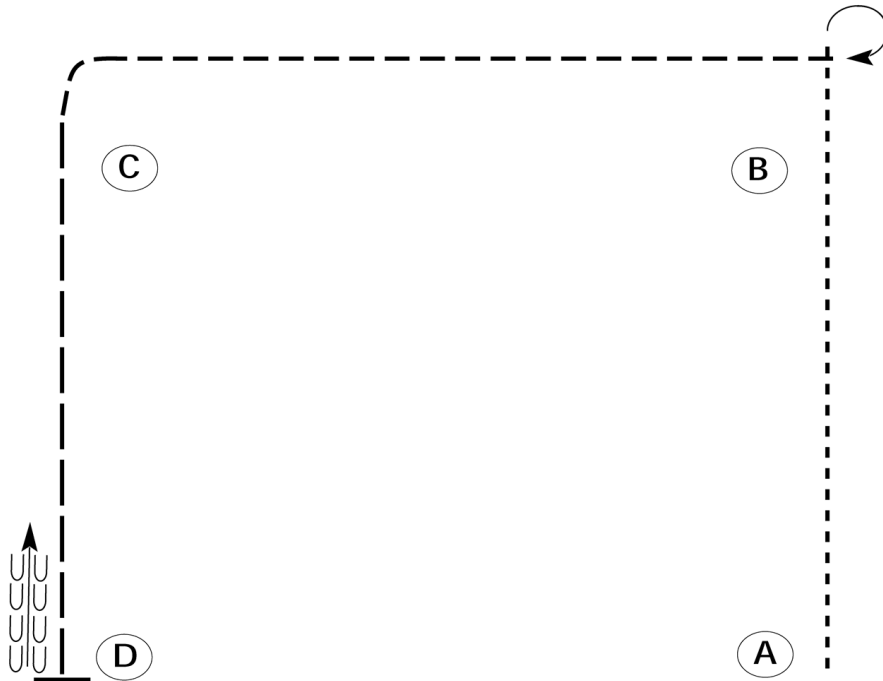
Palm Beach Posse Pleasure Show

W/J Western Horsemanship (All W/J Classes)

Show Date: 04-02-2023

w w w . H o r s e S h o w P a t t e r n s . c o m

w w w . H o r s e S h o w P a t t e r n s . c o m



Be ready at A.

1. Walk from A to B.
2. Stop past B and execute a 270 degree turn to the right.
3. Jog from B around C.
4. Extend the jog from C to D.
5. Stop at D and back one horse length.

Please exit at a jog.

Walk	-----
Jog	- - - - -
Extended Jog	— — — —
Lope	—————
Leg Yield	
Lead Change	— / —
Back	← ← ← ← ←
Marker	⊙ B
Sidepass	← — — — — →

[WH/WT-23]

Pattern Provided by:

Elaine Page


Palm Beach Posse Pleasure Show

W/J/L Western Horsemanship (All W/J/L classes)

Show Date: 04-02-2023

W W W . H O R S E S H O W P A T T E R N S . C O M

W W W . H O R S E S H O W P A T T E R N S . C O M



Be ready at A.

1. Lope on the right lead from A to B.
2. Stop past B and execute a 270 degree turn to the right.
3. Jog from B around C.
4. Lope on the left lead from C to D.
5. Stop at D and back one horse length.

Please exit at a jog.

Walk	-----
Jog	-----
Extended Jog	-----
Lope	-----
Leg Yield	
Lead Change	—/—
Back	← ⊞ ⊞ ⊞ ⊞
Marker	⊞
Sidepass	←-----→

[WH/2-23]

Pattern Provided by:
Elaine Page